

TUCSON UNIFIED SCHOOL DISTRICT COMPREHENSIVE COMPETENCY BASED GUIDANCE

Lesson Plan

Counselor Name: Karen Ward

School: TUSD Counseling Dept.

Title of Lesson: Career Pathways and Goal Setting

Quarter: Anytime

Audience: ☒ Classroom

☐ Small Group

Level: ☐ Primary (K-2)

☒ Intermediate (3-5)

Target Grade: 3rd

COUNSELING STANDARDS

ACADEMIC

1. Acquire knowledge and skills that contribute to effective learning in school and throughout life. ☐
2. Complete school with academic preparation essential to choose from a wide range of substantial post-secondary options, including college. ☐
3. Understand the relationship of academics to life at home, in the community and the world of work. ☒

CAREER

4. Acquire the skills to investigate the world of work in relation to knowledge of self and to make informed career decisions. ☐
5. Employ strategies to achieve future career success and satisfaction. ☐
6. Understand the relationships between personal qualities, education, training and the world of work. ☒

PERSONAL/SOCIAL

7. Acquire the attitudes, knowledge, and interpersonal skills to help them understand and respect self and others. ☐
8. Make decisions, set goals, and take necessary action to achieve established goals. ☐
9. Understand safety and survival skills. ☐

COUNSELING COMPETENCY(IES)

Academic Competency - Learn basic goal-setting techniques. Career Competency - Describe how current learning relates to work.

STATE STANDARD:

Reading P.O.

Writing P.O. Record information (e.g., observations, notes, lists, charts, map labels and legends) related to the topic.

Math P.O.

MATERIALS/RESOURCES:

Have 8 1/2 x 11" plain paper for each student and scissors.

ACTIVITY:

Follow the attached, "Making a Tiny Book Directions." When the book is finished there will be eight pages. Tell students they are going to use the book to record information about themselves and a career path. Explain that career paths are clusters of occupations/careers that are grouped because many of the people in them share similar interests and strengths. Deciding on a career path can help you prepare for your future even if you change your mind at a later time. Teach six career paths: Arts and communications, Business Management, Technology,

Health Services and Human Services, Industrial and Engineering Technology, Natural Resources/Agriculture. Have these listed on the board on butcher paper. Then ask the class to name types of jobs that would fit in each of the career paths. Next, students select a career path. Page 1-MY CAREER PATH, NAME AND DATE. Page 2-LIST INTERESTS AND TALENTS. Page 3-I AM GOOD AT THE FOLLOWING SKILLS: Page 4-I WOULD LIKE TO WORK WITH_____. (Choose one: ideas, animals, plants, people, numbers, words, computers, other. Page 5-I WOULD LIKE TO WORK_____.) Choose one: outdoors, inside, with a lot of people, by myself.) Page 6-Based on what you have written about yourself so far, WHAT CAREER PATH DO YOU THINK YOU WANT TO CHOOSE? Page 7-WHAT TYPE OF EDUCATION WILL YOU NEED FOR YOUR CAREER PATH CHOICE? Page 8-I AM PREPARING NOW TO REACH MY CAREER GOAL BY_____.

EVALUATION:

Pretest/Posttest: What are career paths?

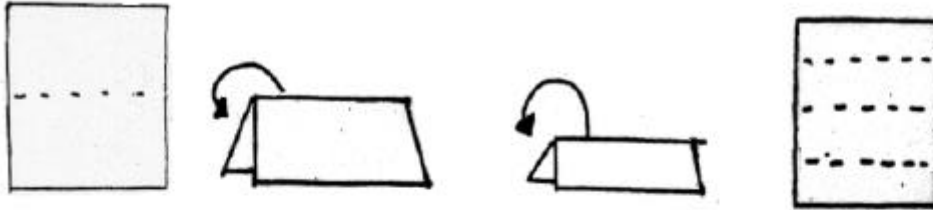
How did the student change as a result of this lesson? Students will feel more comfortable and knowledgeable about selecting a career.

Information/Comments/Follow-up: You may want to follow-up by inviting guest speakers from each cluster.

Revised 10/11/2004

Making a Tiny Book

- 1 Fold the paper in half. Fold in half again. Open it up.



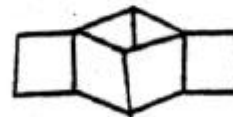
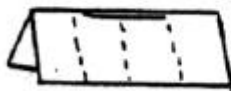
- 2 Fold the paper in half vertically and open it up. (There will be eight boxes.)



- 3 Fold the paper in half over your original fold. Cut a slit to the FIRST FOLD ONLY.



- 4 Open up the sheet and fold along the long fold. Now begin to push both ends towards the middle.



- 5 Keep pushing in to the center until it is flat. Turn the sides in the same direction to complete the tiny book.

